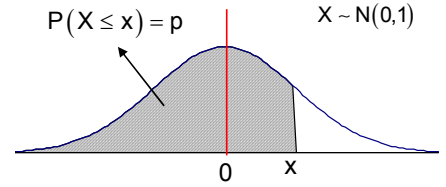


**TABLA 5**

Distribución normal N(0,1)

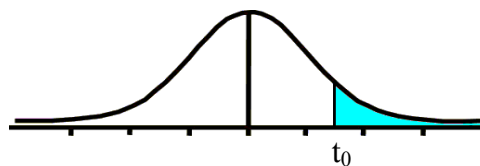
$$F(x) = P[X \leq x] = \int_{-\infty}^x \frac{1}{\sqrt{2\pi}} e^{-s^2/2} ds$$



x	0,00	0,01	0,02	0,03	0,04	0,05	0,06	0,07	0,08	0,09
0,0	0,500000	0,503989	0,507978	0,511967	0,515953	0,519939	0,523922	0,527903	0,531881	0,535856
0,1	0,539828	0,543795	0,547758	0,551717	0,555670	0,559618	0,563559	0,567495	0,571424	0,575345
0,2	0,579260	0,583166	0,587064	0,590954	0,594835	0,598706	0,602568	0,606420	0,610261	0,614092
0,3	0,617911	0,621719	0,625516	0,629300	0,633072	0,636831	0,640576	0,644309	0,648027	0,651732
0,4	0,655422	0,659097	0,662757	0,666402	0,670031	0,673645	0,677242	0,680822	0,684386	0,687933
0,5	0,691462	0,694974	0,698468	0,701944	0,705402	0,708840	0,712260	0,715661	0,719043	0,722405
0,6	0,725747	0,729069	0,732371	0,735653	0,738914	0,742154	0,745373	0,748571	0,751748	0,754903
0,7	0,758036	0,761148	0,764238	0,767305	0,770350	0,773373	0,776373	0,779350	0,782305	0,785236
0,8	0,788145	0,791030	0,793892	0,796731	0,799546	0,802338	0,805106	0,807850	0,810570	0,813267
0,9	0,815940	0,818589	0,821214	0,823814	0,826391	0,828944	0,831472	0,833977	0,836457	0,838913
1,0	0,841345	0,843752	0,846136	0,848495	0,850830	0,853141	0,855428	0,857690	0,859929	0,862143
1,1	0,864334	0,866500	0,868643	0,870762	0,872857	0,874928	0,876976	0,878999	0,881000	0,882977
1,2	0,884930	0,886860	0,888767	0,890651	0,892512	0,894350	0,896165	0,897958	0,899727	0,901475
1,3	0,903199	0,904902	0,906582	0,908241	0,909877	0,911492	0,913085	0,914656	0,916207	0,917736
1,4	0,919243	0,920730	0,922196	0,923641	0,925066	0,926471	0,927855	0,929219	0,930563	0,931888
1,5	0,933193	0,934478	0,935744	0,936992	0,938220	0,939429	0,940620	0,941792	0,942947	0,944083
1,6	0,945201	0,946301	0,947384	0,948449	0,949497	0,950529	0,951543	0,952540	0,953521	0,954486
1,7	0,955435	0,956367	0,957284	0,958185	0,959071	0,959941	0,960796	0,961636	0,962462	0,963273
1,8	0,964070	0,964852	0,965621	0,966375	0,967116	0,967843	0,968557	0,969258	0,969946	0,970621
1,9	0,971284	0,971933	0,972571	0,973197	0,973810	0,974412	0,975002	0,975581	0,976148	0,976705
2,0	0,977250	0,977784	0,978308	0,978822	0,979325	0,979818	0,980301	0,980774	0,981237	0,981691
2,1	0,982136	0,982571	0,982997	0,983414	0,983823	0,984222	0,984614	0,984997	0,985371	0,985738
2,2	0,986097	0,986447	0,986791	0,987126	0,987455	0,987776	0,988089	0,988396	0,988696	0,988989
2,3	0,989276	0,989556	0,989830	0,990097	0,990358	0,990613	0,990863	0,991106	0,991344	0,991576
2,4	0,991802	0,992024	0,992240	0,992451	0,992656	0,992857	0,993053	0,993244	0,993431	0,993613
2,5	0,993790	0,993963	0,994132	0,994297	0,994457	0,994614	0,994766	0,994915	0,99506	0,995201
2,6	0,995339	0,995473	0,995603	0,995731	0,995855	0,995975	0,996093	0,996207	0,996319	0,996427
2,7	0,996533	0,996636	0,996736	0,996833	0,996928	0,997020	0,997110	0,997197	0,997282	0,997365
2,8	0,997445	0,997523	0,997599	0,997673	0,997744	0,997814	0,997882	0,997948	0,998012	0,998074
2,9	0,998134	0,998193	0,998250	0,998305	0,998359	0,998411	0,998462	0,998511	0,998559	0,998605
3,0	0,998650	0,998694	0,998736	0,998777	0,998817	0,998856	0,998893	0,998930	0,998965	0,998999
3,1	0,999032	0,999064	0,999096	0,999126	0,999155	0,999184	0,999211	0,999238	0,999264	0,999289
3,2	0,999313	0,999336	0,999359	0,999381	0,999402	0,999423	0,999443	0,999462	0,999481	0,999499
3,3	0,999517	0,999533	0,999550	0,999566	0,999581	0,999596	0,999610	0,999624	0,999638	0,999650
3,4	0,999663	0,999675	0,999687	0,999698	0,999709	0,999720	0,999730	0,999740	0,999749	0,999758
3,5	0,999767	0,999776	0,999784	0,999792	0,999800	0,999807	0,999815	0,999821	0,999828	0,999835
3,6	0,999841	0,999847	0,999853	0,999858	0,999864	0,999869	0,999874	0,999879	0,999883	0,999888
3,7	0,999892	0,999896	0,999900	0,999904	0,999908	0,999912	0,999915	0,999918	0,999922	0,999925
3,8	0,999928	0,999930	0,999933	0,999936	0,999938	0,999941	0,999943	0,999946	0,999948	0,999950
3,9	0,999952	0,999954	0,999956	0,999958	0,999959	0,999961	0,999963	0,999964	0,999966	0,999967
4,0	0,999968	0,999970	0,999971	0,999972	0,999973	0,999974	0,999975	0,999976	0,999977	0,999978
4,1	0,999979	0,999980	0,999981	0,999982	0,999983	0,999983	0,999984	0,999985	0,999985	0,999986
4,2	0,999987	0,999987	0,999988	0,999988	0,999989	0,999989	0,999990	0,999990	0,999991	0,999991
4,3	0,999991	0,999992	0,999992	0,999993	0,999993	0,999993	0,999993	0,999994	0,999994	0,999994
4,4	0,999995	0,999995	0,999995	0,999995	0,999995	0,999996	0,999996	0,999996	0,999996	0,999996
4,5	0,999997	0,999997	0,999997	0,999997	0,999997	0,999997	0,999997	0,999998	0,999998	0,999998

x	1,2816	1,6449	1,9600	2,3263	2,5758	3,0902	3,2905	3,7195	3,8906	4,2655	4,4145
F(x)	0,9	0,95	0,975	0,99	0,995	0,999	0,9995	0,9999	0,99995	0,99999	0,999995
2 [1-F(x)]	0,2	0,1	0,05	0,02	0,01	0,002	0,001	0,0002	0,0001	0,00002	0,00001

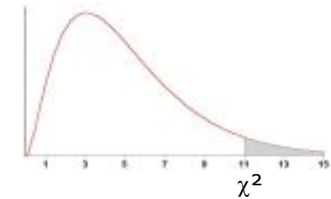
Tabla t-Student



Grados de libertad	0.25	0.1	0.05	0.025	0.01	0.005
1	1.0000	3.0777	6.3137	12.7062	31.8210	63.6559
2	0.8165	1.8856	2.9200	4.3027	6.9645	9.9250
3	0.7649	1.6377	2.3534	3.1824	4.5407	5.8408
4	0.7407	1.5332	2.1318	2.7765	3.7469	4.6041
5	0.7267	1.4759	2.0150	2.5706	3.3649	4.0321
6	0.7176	1.4398	1.9432	2.4469	3.1427	3.7074
7	0.7111	1.4149	1.8946	2.3646	2.9979	3.4995
8	0.7064	1.3968	1.8595	2.3060	2.8965	3.3554
9	0.7027	1.3830	1.8331	2.2622	2.8214	3.2498
10	0.6998	1.3722	1.8125	2.2281	2.7638	3.1693
11	0.6974	1.3634	1.7959	2.2010	2.7181	3.1058
12	0.6955	1.3562	1.7823	2.1788	2.6810	3.0545
13	0.6938	1.3502	1.7709	2.1604	2.6503	3.0123
14	0.6924	1.3450	1.7613	2.1448	2.6245	2.9768
15	0.6912	1.3406	1.7531	2.1315	2.6025	2.9467
16	0.6901	1.3368	1.7459	2.1199	2.5835	2.9208
17	0.6892	1.3334	1.7396	2.1098	2.5669	2.8982
18	0.6884	1.3304	1.7341	2.1009	2.5524	2.8784
19	0.6876	1.3277	1.7291	2.0930	2.5395	2.8609
20	0.6870	1.3253	1.7247	2.0860	2.5280	2.8453
21	0.6864	1.3232	1.7207	2.0796	2.5176	2.8314
22	0.6858	1.3212	1.7171	2.0739	2.5083	2.8188
23	0.6853	1.3195	1.7139	2.0687	2.4999	2.8073
24	0.6848	1.3178	1.7109	2.0639	2.4922	2.7970
25	0.6844	1.3163	1.7081	2.0595	2.4851	2.7874
26	0.6840	1.3150	1.7056	2.0555	2.4786	2.7787
27	0.6837	1.3137	1.7033	2.0518	2.4727	2.7707
28	0.6834	1.3125	1.7011	2.0484	2.4671	2.7633
29	0.6830	1.3114	1.6991	2.0452	2.4620	2.7564
30	0.6828	1.3104	1.6973	2.0423	2.4573	2.7500
31	0.6825	1.3095	1.6955	2.0395	2.4528	2.7440
32	0.6822	1.3086	1.6939	2.0369	2.4487	2.7385
33	0.6820	1.3077	1.6924	2.0345	2.4448	2.7333
34	0.6818	1.3070	1.6909	2.0322	2.4411	2.7284
35	0.6816	1.3062	1.6896	2.0301	2.4377	2.7238
36	0.6814	1.3055	1.6883	2.0281	2.4345	2.7195
37	0.6812	1.3049	1.6871	2.0262	2.4314	2.7154
38	0.6810	1.3042	1.6860	2.0244	2.4286	2.7116
39	0.6808	1.3036	1.6849	2.0227	2.4258	2.7079
40	0.6807	1.3031	1.6839	2.0211	2.4233	2.7045
41	0.6805	1.3025	1.6829	2.0195	2.4208	2.7012
42	0.6804	1.3020	1.6820	2.0181	2.4185	2.6981
43	0.6802	1.3016	1.6811	2.0167	2.4163	2.6951
44	0.6801	1.3011	1.6802	2.0154	2.4141	2.6923
45	0.6800	1.3007	1.6794	2.0141	2.4121	2.6896
46	0.6799	1.3002	1.6787	2.0129	2.4102	2.6870
47	0.6797	1.2998	1.6779	2.0117	2.4083	2.6846
48	0.6796	1.2994	1.6772	2.0106	2.4066	2.6822
49	0.6795	1.2991	1.6766	2.0096	2.4049	2.6800

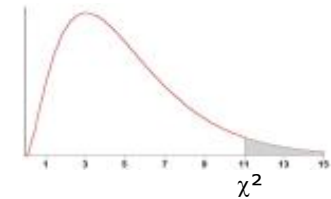
50	0.6794	1.2987	1.6759	2.0086	2.4033	2.6778
51	0.6793	1.2984	1.6753	2.0076	2.4017	2.6757
52	0.6792	1.2980	1.6747	2.0066	2.4002	2.6737
53	0.6791	1.2977	1.6741	2.0057	2.3988	2.6718
54	0.6791	1.2974	1.6736	2.0049	2.3974	2.6700
55	0.6790	1.2971	1.6730	2.0040	2.3961	2.6682
56	0.6789	1.2969	1.6725	2.0032	2.3948	2.6665
57	0.6788	1.2966	1.6720	2.0025	2.3936	2.6649
58	0.6787	1.2963	1.6716	2.0017	2.3924	2.6633
59	0.6787	1.2961	1.6711	2.0010	2.3912	2.6618
60	0.6786	1.2958	1.6706	2.0003	2.3901	2.6603
61	0.6785	1.2956	1.6702	1.9996	2.3890	2.6589
62	0.6785	1.2954	1.6698	1.9990	2.3880	2.6575
63	0.6784	1.2951	1.6694	1.9983	2.3870	2.6561
64	0.6783	1.2949	1.6690	1.9977	2.3860	2.6549
65	0.6783	1.2947	1.6686	1.9971	2.3851	2.6536
66	0.6782	1.2945	1.6683	1.9966	2.3842	2.6524
67	0.6782	1.2943	1.6679	1.9960	2.3833	2.6512
68	0.6781	1.2941	1.6676	1.9955	2.3824	2.6501
69	0.6781	1.2939	1.6672	1.9949	2.3816	2.6490
70	0.6780	1.2938	1.6669	1.9944	2.3808	2.6479
71	0.6780	1.2936	1.6666	1.9939	2.3800	2.6469
72	0.6779	1.2934	1.6663	1.9935	2.3793	2.6458
73	0.6779	1.2933	1.6660	1.9930	2.3785	2.6449
74	0.6778	1.2931	1.6657	1.9925	2.3778	2.6439
75	0.6778	1.2929	1.6654	1.9921	2.3771	2.6430
76	0.6777	1.2928	1.6652	1.9917	2.3764	2.6421
77	0.6777	1.2926	1.6649	1.9913	2.3758	2.6412
78	0.6776	1.2925	1.6646	1.9908	2.3751	2.6403
79	0.6776	1.2924	1.6644	1.9905	2.3745	2.6395
80	0.6776	1.2922	1.6641	1.9901	2.3739	2.6387
81	0.6775	1.2921	1.6639	1.9897	2.3733	2.6379
82	0.6775	1.2920	1.6636	1.9893	2.3727	2.6371
83	0.6775	1.2918	1.6634	1.9890	2.3721	2.6364
84	0.6774	1.2917	1.6632	1.9886	2.3716	2.6356
85	0.6774	1.2916	1.6630	1.9883	2.3710	2.6349
86	0.6774	1.2915	1.6628	1.9879	2.3705	2.6342
87	0.6773	1.2914	1.6626	1.9876	2.3700	2.6335
88	0.6773	1.2912	1.6624	1.9873	2.3695	2.6329
89	0.6773	1.2911	1.6622	1.9870	2.3690	2.6322
90	0.6772	1.2910	1.6620	1.9867	2.3685	2.6316
91	0.6772	1.2909	1.6618	1.9864	2.3680	2.6309
92	0.6772	1.2908	1.6616	1.9861	2.3676	2.6303
93	0.6771	1.2907	1.6614	1.9858	2.3671	2.6297
94	0.6771	1.2906	1.6612	1.9855	2.3667	2.6291
95	0.6771	1.2905	1.6611	1.9852	2.3662	2.6286
96	0.6771	1.2904	1.6609	1.9850	2.3658	2.6280
97	0.6770	1.2903	1.6607	1.9847	2.3654	2.6275
98	0.6770	1.2903	1.6606	1.9845	2.3650	2.6269
99	0.6770	1.2902	1.6604	1.9842	2.3646	2.6264
100	0.6770	1.2901	1.6602	1.9840	2.3642	2.6259
$\infty$	0.6745	1.2816	1.6449	1.9600	2.3263	2.5758

**Tabla D.7: VALORES CRÍTICOS DE LA DISTRIBUCIÓN JI CUADRADA**



	0,001	0,005	0,01	0,02	0,025	0,03	0,04	0,05	0,10	0,15	0,20	0,25	0,30	0,35	0,40	
g.d.l																g.d.l
1	10,828	7,879	6,635	5,412	5,024	4,709	4,218	3,841	2,706	2,072	1,642	1,323	1,074	0,873	0,708	1
2	13,816	10,597	9,210	7,824	7,378	7,013	6,438	5,991	4,605	3,794	3,219	2,773	2,408	2,100	1,833	2
3	16,266	12,838	11,345	9,837	9,348	8,947	8,311	7,815	6,251	5,317	4,642	4,108	3,665	3,283	2,946	3
4	18,467	14,860	13,277	11,668	11,143	10,712	10,026	9,488	7,779	6,745	5,989	5,385	4,878	4,438	4,045	4
5	20,515	16,750	15,086	13,388	12,833	12,375	11,644	11,070	9,236	8,115	7,289	6,626	6,064	5,573	5,132	5
6	22,458	18,548	16,812	15,033	14,449	13,968	13,198	12,592	10,645	9,446	8,558	7,841	7,231	6,695	6,211	6
7	24,322	20,278	18,475	16,622	16,013	15,509	14,703	14,067	12,017	10,748	9,803	9,037	8,383	7,806	7,283	7
8	26,124	21,955	20,090	18,168	17,535	17,010	16,171	15,507	13,362	12,027	11,030	10,219	9,524	8,909	8,351	8
9	27,877	23,589	21,666	19,679	19,023	18,480	17,608	16,919	14,684	13,288	12,242	11,389	10,656	10,006	9,414	9
10	29,588	25,188	23,209	21,161	20,483	19,922	19,021	18,307	15,987	14,534	13,442	12,549	11,781	11,097	10,473	10
11	31,264	26,757	24,725	22,618	21,920	21,342	20,412	19,675	17,275	15,767	14,631	13,701	12,899	12,184	11,530	11
12	32,909	28,300	26,217	24,054	23,337	22,742	21,785	21,026	18,549	16,989	15,812	14,845	14,011	13,266	12,584	12
13	34,528	29,819	27,688	25,472	24,736	24,125	23,142	22,362	19,812	18,202	16,985	15,984	15,119	14,345	13,636	13
14	36,123	31,319	29,141	26,873	26,119	25,493	24,485	23,685	21,064	19,406	18,151	17,117	16,222	15,421	14,685	14
15	37,697	32,801	30,578	28,259	27,488	26,848	25,816	24,996	22,307	20,603	19,311	18,245	17,322	16,494	15,733	15
16	39,252	34,267	32,000	29,633	28,845	28,191	27,136	26,296	23,542	21,793	20,465	19,369	18,418	17,565	16,780	16
17	40,790	35,718	33,409	30,995	30,191	29,523	28,445	27,587	24,769	22,977	21,615	20,489	19,511	18,633	17,824	17
18	42,312	37,156	34,805	32,346	31,526	30,845	29,745	28,869	25,989	24,155	22,760	21,605	20,601	19,699	18,868	18
19	43,820	38,582	36,191	33,687	32,852	32,158	31,037	30,144	27,204	25,329	23,900	22,718	21,689	20,764	19,910	19
20	45,315	39,997	37,566	35,020	34,170	33,462	32,321	31,410	28,412	26,498	25,038	23,828	22,775	21,826	20,951	20
21	46,797	41,401	38,932	36,343	35,479	34,759	33,597	32,671	29,615	27,662	26,171	24,935	23,858	22,888	21,991	21
22	48,268	42,796	40,289	37,659	36,781	36,049	34,867	33,924	30,813	28,822	27,301	26,039	24,939	23,947	23,031	22
23	49,728	44,181	41,638	38,968	38,076	37,332	36,131	35,172	32,007	29,979	28,429	27,141	26,018	25,006	24,069	23
24	51,179	45,559	42,980	40,270	39,364	38,609	37,389	36,415	33,196	31,132	29,553	28,241	27,096	26,063	25,106	24
25	52,620	46,928	44,314	41,566	40,646	39,880	38,642	37,652	34,382	32,282	30,675	29,339	28,172	27,118	26,143	25
26	54,052	48,290	45,642	42,856	41,923	41,146	39,889	38,885	35,563	33,429	31,795	30,435	29,246	28,173	27,179	26
27	55,476	49,645	46,963	44,140	43,195	42,407	41,132	40,113	36,741	34,574	32,912	31,528	30,319	29,227	28,214	27
28	56,892	50,993	48,278	45,419	44,461	43,662	42,370	41,337	37,916	35,715	34,027	32,620	31,391	30,279	29,249	28
29	58,301	52,336	49,588	46,693	45,722	44,913	43,604	42,557	39,087	36,854	35,139	33,711	32,461	31,331	30,283	29
30	59,703	53,672	50,892	47,962	46,979	46,160	44,834	43,773	40,256	37,990	36,250	34,800	33,530	32,382	31,316	30
31	61,098	55,003	52,191	49,226	48,232	47,402	46,059	44,985	41,422	39,124	37,359	35,887	34,598	33,431	32,349	31
32	62,487	56,328	53,486	50,487	49,480	48,641	47,282	46,194	42,585	40,256	38,466	36,973	35,665	34,480	33,381	32
33	63,870	57,648	54,776	51,743	50,725	49,876	48,500	47,400	43,745	41,386	39,572	38,058	36,731	35,529	34,413	33
34	65,247	58,964	56,061	52,995	51,966	51,107	49,716	48,602	44,903	42,514	40,676	39,141	37,795	36,576	35,444	34
35	66,619	60,275	57,342	54,244	53,203	52,335	50,928	49,802	46,059	43,640	41,778	40,223	38,859	37,623	36,475	35
40	73,402	66,766	63,691	60,436	59,342	58,428	56,946	55,758	51,805	49,244	47,269	45,616	44,165	42,848	41,622	40
60	99,607	91,952	88,379	84,580	83,298	82,225	80,482	79,082	74,397	71,341	68,972	66,981	65,227	63,628	62,135	60
80	124,839	116,321	112,329	108,069	106,629	105,422	103,459	101,879	96,578	93,106	90,405	88,130	86,120	84,284	82,566	80
90	137,208	128,299	124,116	119,648	118,136	116,869	114,806	113,145	107,565	103,904	101,054	98,650	96,524	94,581	92,761	90
100	149,449	140,169	135,807	131,142	129,561	128,237	126,079	124,342	118,498	114,659	111,667	109,141	106,906	104,862	102,946	100
120	173,617	163,648	158,950	153,918	152,211	150,780	148,447	146,567	140,233	136,062	132,806	130,055	127,616	125,383	123,289	120
140	197,451	186,847	181,840	176,471	174,648	173,118	170,624	168,613	161,827	157,352	153,854	150,894	148,269	145,863	143,604	140

**Tabla D.7: VALORES CRÍTICOS DE LA DISTRIBUCIÓN JI CUADRADA**



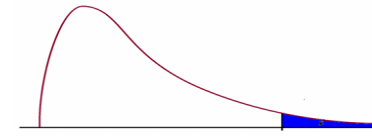
	0,45	0,50	0,55	0,60	0,65	0,70	0,75	0,80	0,85	0,90	0,95	0,975	0,98	0,99	0,995	
g.d.l																g.d.l
1	0,571	0,455	0,357	0,275	0,206	0,148	0,102	0,064	0,036	0,016	0,004	0,001	0,001	0,000	0,000	1
2	1,597	1,386	1,196	1,022	0,862	0,713	0,575	0,446	0,325	0,211	0,103	0,051	0,040	0,020	0,010	2
3	2,643	2,366	2,109	1,869	1,642	1,424	1,213	1,005	0,798	0,584	0,352	0,216	0,185	0,115	0,072	3
4	3,687	3,357	3,047	2,753	2,470	2,195	1,923	1,649	1,366	1,064	0,711	0,484	0,429	0,297	0,207	4
5	4,728	4,351	3,996	3,655	3,325	3,000	2,675	2,343	1,994	1,610	1,145	0,831	0,752	0,554	0,412	5
6	5,765	5,348	4,952	4,570	4,197	3,828	3,455	3,070	2,661	2,204	1,635	1,237	1,134	0,872	0,676	6
7	6,800	6,346	5,913	5,493	5,082	4,671	4,255	3,822	3,358	2,833	2,167	1,690	1,564	1,239	0,989	7
8	7,833	7,344	6,877	6,423	5,975	5,527	5,071	4,594	4,078	3,490	2,733	2,180	2,032	1,646	1,344	8
9	8,863	8,343	7,843	7,357	6,876	6,393	5,899	5,380	4,817	4,168	3,325	2,700	2,532	2,088	1,735	9
10	9,892	9,342	8,812	8,295	7,783	7,267	6,737	6,179	5,570	4,865	3,940	3,247	3,059	2,558	2,156	10
11	10,920	10,341	9,783	9,237	8,695	8,148	7,584	6,989	6,336	5,578	4,575	3,816	3,609	3,053	2,603	11
12	11,946	11,340	10,755	10,182	9,612	9,034	8,438	7,807	7,114	6,304	5,226	4,404	4,178	3,571	3,074	12
13	12,972	12,340	11,729	11,129	10,532	9,926	9,299	8,634	7,901	7,042	5,892	5,009	4,765	4,107	3,565	13
14	13,996	13,339	12,703	12,078	11,455	10,821	10,165	9,467	8,696	7,790	6,571	5,629	5,368	4,660	4,075	14
15	15,020	14,339	13,679	13,030	12,381	11,721	11,037	10,307	9,499	8,547	7,261	6,262	5,985	5,229	4,601	15
16	16,042	15,338	14,655	13,983	13,310	12,624	11,912	11,152	10,309	9,312	7,962	6,908	6,614	5,812	5,142	16
17	17,065	16,338	15,633	14,937	14,241	13,531	12,792	12,002	11,125	10,085	8,672	7,564	7,255	6,408	5,697	17
18	18,086	17,338	16,611	15,893	15,174	14,440	13,675	12,857	11,946	10,865	9,390	8,231	7,906	7,015	6,265	18
19	19,107	18,338	17,589	16,850	16,109	15,352	14,562	13,716	12,773	11,651	10,117	8,907	8,567	7,633	6,844	19
20	20,127	19,337	18,569	17,809	17,046	16,266	15,452	14,578	13,604	12,443	10,851	9,591	9,237	8,260	7,434	20
21	21,147	20,337	19,548	18,768	17,984	17,182	16,344	15,445	14,439	13,240	11,591	10,283	9,915	8,897	8,034	21
22	22,166	21,337	20,529	19,729	18,924	18,101	17,240	16,314	15,279	14,041	12,338	10,982	10,600	9,542	8,643	22
23	23,185	22,337	21,510	20,690	19,866	19,021	18,137	17,187	16,122	14,848	13,091	11,689	11,293	10,196	9,260	23
24	24,204	23,337	22,491	21,652	20,808	19,943	19,037	18,062	16,969	15,659	13,848	12,401	11,992	10,856	9,886	24
25	25,222	24,337	23,472	22,616	21,752	20,867	19,939	18,940	17,818	16,473	14,611	13,120	12,697	11,524	10,520	25
26	26,240	25,336	24,454	23,579	22,697	21,792	20,843	19,820	18,671	17,292	15,379	13,844	13,409	12,198	11,160	26
27	27,257	26,336	25,437	24,544	23,644	22,719	21,749	20,703	19,527	18,114	16,151	14,573	14,125	12,879	11,808	27
28	28,274	27,336	26,419	25,509	24,591	23,647	22,657	21,588	20,386	18,939	16,928	15,308	14,847	13,565	12,461	28
29	29,291	28,336	27,402	26,475	25,539	24,577	23,567	22,475	21,247	19,768	17,708	16,047	15,574	14,256	13,121	29
30	30,307	29,336	28,386	27,442	26,488	25,508	24,478	23,364	22,110	20,599	18,493	16,791	16,306	14,953	13,787	30
31	31,323	30,336	29,369	28,409	27,438	26,440	25,390	24,255	22,976	21,434	19,281	17,539	17,042	15,655	14,458	31
32	32,339	31,336	30,353	29,376	28,389	27,373	26,304	25,148	23,844	22,271	20,072	18,291	17,783	16,362	15,134	32
33	33,355	32,336	31,337	30,344	29,340	28,307	27,219	26,042	24,714	23,110	20,867	19,047	18,527	17,074	15,815	33
34	34,371	33,336	32,322	31,313	30,293	29,242	28,136	26,938	25,586	23,952	21,664	19,806	19,275	17,789	16,501	34
35	35,386	34,336	33,306	32,282	31,246	30,178	29,054	27,836	26,460	24,797	22,465	20,569	20,027	18,509	17,192	35
40	40,459	39,335	38,233	37,134	36,021	34,872	33,660	32,345	30,856	29,051	26,509	24,433	23,838	22,164	20,707	40
60	60,713	59,335	57,978	56,620	55,239	53,809	52,294	50,641	48,759	46,459	43,188	40,482	39,699	37,485	35,534	60
80	80,927	79,334	77,763	76,188	74,583	72,915	71,145	69,207	66,994	64,278	60,391	57,153	56,213	53,540	51,172	80
90	91,023	89,334	87,666	85,993	84,285	82,511	80,625	78,558	76,195	73,291	69,126	65,647	64,635	61,754	59,196	90
100	101,115	99,334	97,574	95,808	94,005	92,129	90,133	87,945	85,441	82,358	77,929	74,222	73,142	70,065	67,328	100
120	121,285	119,334	117,404	115,465	113,483	111,419	109,220	106,806	104,037	100,624	95,705	91,573	90,367	86,923	83,852	120
140	141,441	139,334	137,248	135,149	133,003	130,766	128,380	125,758	122,748	119,029	113,659	109,137	107,815	104,034	100,655	140

# Distribución F 0.05

En las columnas se encuentran los valores F que corresponden al área 0.05 a la derecha

En las columnas se encuentran los grados de libertad del numerador

En los renglones se encuentran los grados de libertad del denominador.



	1	2	3	4	5	6	7	8	9	10	11	12	15	20	24	30	40	60	120
1	161.4	199.5	215.7	224.6	230.2	234.0	236.8	238.9	240.5	241.9	243.0	243.9	245.9	248.0	249.1	250.1	251.1	252.2	253.3
2	18.51	19.00	19.16	19.25	19.30	19.33	19.35	19.37	19.38	19.40	19.40	19.41	19.43	19.45	19.45	19.46	19.47	19.48	19.49
3	10.13	9.55	9.28	9.12	9.01	8.94	8.89	8.85	8.81	8.79	8.76	8.74	8.70	8.66	8.64	8.62	8.59	8.57	8.55
4	7.71	6.94	6.59	6.39	6.26	6.16	6.09	6.04	6.00	5.96	5.94	5.91	5.86	5.80	5.77	5.75	5.72	5.69	5.66
5	6.61	5.79	5.41	5.19	5.05	4.95	4.88	4.82	4.77	4.74	4.70	4.68	4.62	4.56	4.53	4.50	4.46	4.43	4.40
6	5.99	5.14	4.76	4.53	4.39	4.28	4.21	4.15	4.10	4.06	4.03	4.00	3.94	3.87	3.84	3.81	3.77	3.74	3.70
7	5.59	4.74	4.35	4.12	3.97	3.87	3.79	3.73	3.68	3.64	3.60	3.57	3.51	3.44	3.41	3.38	3.34	3.30	3.27
8	5.32	4.46	4.07	3.84	3.69	3.58	3.50	3.44	3.39	3.35	3.31	3.28	3.22	3.15	3.12	3.08	3.04	3.01	2.97
9	5.12	4.26	3.86	3.63	3.48	3.37	3.29	3.23	3.18	3.14	3.10	3.07	3.01	2.94	2.90	2.86	2.83	2.79	2.75
10	4.96	4.10	3.71	3.48	3.33	3.22	3.14	3.07	3.02	2.98	2.94	2.91	2.85	2.77	2.74	2.70	2.66	2.62	2.58
11	4.84	3.98	3.59	3.36	3.20	3.09	3.01	2.95	2.90	2.85	2.82	2.79	2.72	2.65	2.61	2.57	2.53	2.49	2.45
12	4.75	3.89	3.49	3.26	3.11	3.00	2.91	2.85	2.80	2.75	2.72	2.69	2.62	2.54	2.51	2.47	2.43	2.38	2.34
13	4.67	3.81	3.41	3.18	3.03	2.92	2.83	2.77	2.71	2.67	2.63	2.60	2.53	2.46	2.42	2.38	2.34	2.30	2.25
14	4.60	3.74	3.34	3.11	2.96	2.85	2.76	2.70	2.65	2.60	2.57	2.53	2.46	2.39	2.35	2.31	2.27	2.22	2.18
15	4.54	3.68	3.29	3.06	2.90	2.79	2.71	2.64	2.59	2.54	2.51	2.48	2.40	2.33	2.29	2.25	2.20	2.16	2.11
16	4.49	3.63	3.24	3.01	2.85	2.74	2.66	2.59	2.54	2.49	2.46	2.42	2.35	2.28	2.24	2.19	2.15	2.11	2.06
17	4.45	3.59	3.20	2.96	2.81	2.70	2.61	2.55	2.49	2.45	2.41	2.38	2.31	2.23	2.19	2.15	2.10	2.06	2.01
18	4.41	3.55	3.16	2.93	2.77	2.66	2.58	2.51	2.46	2.41	2.37	2.34	2.27	2.19	2.15	2.11	2.06	2.02	1.97
19	4.38	3.52	3.13	2.90	2.74	2.63	2.54	2.48	2.42	2.38	2.34	2.31	2.23	2.16	2.11	2.07	2.03	1.98	1.93
20	4.35	3.49	3.10	2.87	2.71	2.60	2.51	2.45	2.39	2.35	2.31	2.28	2.20	2.12	2.08	2.04	1.99	1.95	1.90
21	4.32	3.47	3.07	2.84	2.68	2.57	2.49	2.42	2.37	2.32	2.28	2.25	2.18	2.10	2.05	2.01	1.96	1.92	1.87
22	4.30	3.44	3.05	2.82	2.66	2.55	2.46	2.40	2.34	2.30	2.26	2.23	2.15	2.07	2.03	1.98	1.94	1.89	1.84
23	4.28	3.42	3.03	2.80	2.64	2.53	2.44	2.37	2.32	2.27	2.24	2.20	2.13	2.05	2.01	1.96	1.91	1.86	1.81
24	4.26	3.40	3.01	2.78	2.62	2.51	2.42	2.36	2.30	2.25	2.22	2.18	2.11	2.03	1.98	1.94	1.89	1.84	1.79
25	4.24	3.39	2.99	2.76	2.60	2.49	2.40	2.34	2.28	2.24	2.20	2.16	2.09	2.01	1.96	1.92	1.87	1.82	1.77
26	4.23	3.37	2.98	2.74	2.59	2.47	2.39	2.32	2.27	2.22	2.18	2.15	2.07	1.99	1.95	1.90	1.85	1.80	1.75
27	4.21	3.35	2.96	2.73	2.57	2.46	2.37	2.31	2.25	2.20	2.17	2.13	2.06	1.97	1.93	1.88	1.84	1.79	1.73
28	4.20	3.34	2.95	2.71	2.56	2.45	2.36	2.29	2.24	2.19	2.15	2.12	2.04	1.96	1.91	1.87	1.82	1.77	1.71
29	4.18	3.33	2.93	2.70	2.55	2.43	2.35	2.28	2.22	2.18	2.14	2.10	2.03	1.94	1.90	1.85	1.81	1.75	1.70
30	4.17	3.32	2.92	2.69	2.53	2.42	2.33	2.27	2.21	2.16	2.13	2.09	2.01	1.93	1.89	1.84	1.79	1.74	1.68
40	4.08	3.23	2.84	2.61	2.45	2.34	2.25	2.18	2.12	2.08	2.04	2.00	1.92	1.84	1.79	1.74	1.69	1.64	1.58
60	4.00	3.15	2.76	2.53	2.37	2.25	2.17	2.10	2.04	1.99	1.95	1.92	1.84	1.75	1.70	1.65	1.59	1.53	1.47
120	3.92	3.07	2.68	2.45	2.29	2.18	2.09	2.02	1.96	1.91	1.87	1.83	1.75	1.66	1.61	1.55	1.50	1.43	1.35

Para calcular el valor F en excel, se utiliza la función de la distribución F inversa

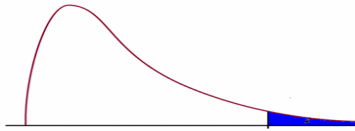
**=distr.f.inv(0.05; gl num; gl den)**

# Distribución F 0.01

En las columnas se encuentran los valores F que corresponden al área 0.05 a la derecha

En las columnas se encuentran los grados de libertad del numerador

En los renglones se encuentran los grados de libertad del denominador.



	1	2	3	4	5	6	7	8	9	10	11	12	15	20	24	30	40	60	120
1	4052	4999	5403	5625	5764	5859	5928	5981	6022	6056	6083	6106	6157	6209	6235	6261	6287	6313	6339
2	98.50	99.00	99.17	99.25	99.30	99.33	99.36	99.37	99.39	99.40	99.41	99.42	99.43	99.45	99.46	99.47	99.47	99.48	99.49
3	34.12	30.82	29.46	28.71	28.24	27.91	27.67	27.49	27.35	27.23	27.13	27.05	26.87	26.69	26.60	26.50	26.41	26.32	26.22
4	21.20	18.00	16.69	15.98	15.52	15.21	14.98	14.80	14.66	14.55	14.45	14.37	14.20	14.02	13.93	13.84	13.75	13.65	13.56
5	16.26	13.27	12.06	11.39	10.97	10.67	10.46	10.29	10.16	10.05	9.96	9.89	9.72	9.55	9.47	9.38	9.29	9.20	9.11
6	13.75	10.92	9.78	9.15	8.75	8.47	8.26	8.10	7.98	7.87	7.79	7.72	7.56	7.40	7.31	7.23	7.14	7.06	6.97
7	12.25	9.55	8.45	7.85	7.46	7.19	6.99	6.84	6.72	6.62	6.54	6.47	6.31	6.16	6.07	5.99	5.91	5.82	5.74
8	11.26	8.65	7.59	7.01	6.63	6.37	6.18	6.03	5.91	5.81	5.73	5.67	5.52	5.36	5.28	5.20	5.12	5.03	4.95
9	10.56	8.02	6.99	6.42	6.06	5.80	5.61	5.47	5.35	5.26	5.18	5.11	4.96	4.81	4.73	4.65	4.57	4.48	4.40
10	10.04	7.56	6.55	5.99	5.64	5.39	5.20	5.06	4.94	4.85	4.77	4.71	4.56	4.41	4.33	4.25	4.17	4.08	4.00
11	9.65	7.21	6.22	5.67	5.32	5.07	4.89	4.74	4.63	4.54	4.46	4.40	4.25	4.10	4.02	3.94	3.86	3.78	3.69
12	9.33	6.93	5.95	5.41	5.06	4.82	4.64	4.50	4.39	4.30	4.22	4.16	4.01	3.86	3.78	3.70	3.62	3.54	3.45
13	9.07	6.70	5.74	5.21	4.86	4.62	4.44	4.30	4.19	4.10	4.02	3.96	3.82	3.66	3.59	3.51	3.43	3.34	3.25
14	8.86	6.51	5.56	5.04	4.69	4.46	4.28	4.14	4.03	3.94	3.86	3.80	3.66	3.51	3.43	3.35	3.27	3.18	3.09
15	8.68	6.36	5.42	4.89	4.56	4.32	4.14	4.00	3.89	3.80	3.73	3.67	3.52	3.37	3.29	3.21	3.13	3.05	2.96
16	8.53	6.23	5.29	4.77	4.44	4.20	4.03	3.89	3.78	3.69	3.62	3.55	3.41	3.26	3.18	3.10	3.02	2.93	2.84
17	8.40	6.11	5.18	4.67	4.34	4.10	3.93	3.79	3.68	3.59	3.52	3.46	3.31	3.16	3.08	3.00	2.92	2.83	2.75
18	8.29	6.01	5.09	4.58	4.25	4.01	3.84	3.71	3.60	3.51	3.43	3.37	3.23	3.08	3.00	2.92	2.84	2.75	2.66
19	8.18	5.93	5.01	4.50	4.17	3.94	3.77	3.63	3.52	3.43	3.36	3.30	3.15	3.00	2.92	2.84	2.76	2.67	2.58
20	8.10	5.85	4.94	4.43	4.10	3.87	3.70	3.56	3.46	3.37	3.29	3.23	3.09	2.94	2.86	2.78	2.69	2.61	2.52
21	8.02	5.78	4.87	4.37	4.04	3.81	3.64	3.51	3.40	3.31	3.24	3.17	3.03	2.88	2.80	2.72	2.64	2.55	2.46
22	7.95	5.72	4.82	4.31	3.99	3.76	3.59	3.45	3.35	3.26	3.18	3.12	2.98	2.83	2.75	2.67	2.58	2.50	2.40
23	7.88	5.66	4.76	4.26	3.94	3.71	3.54	3.41	3.30	3.21	3.14	3.07	2.93	2.78	2.70	2.62	2.54	2.45	2.35
24	7.82	5.61	4.72	4.22	3.90	3.67	3.50	3.36	3.26	3.17	3.09	3.03	2.89	2.74	2.66	2.58	2.49	2.40	2.31
25	7.77	5.57	4.68	4.18	3.85	3.63	3.46	3.32	3.22	3.13	3.06	2.99	2.85	2.70	2.62	2.54	2.45	2.36	2.27
26	7.72	5.53	4.64	4.14	3.82	3.59	3.42	3.29	3.18	3.09	3.02	2.96	2.81	2.66	2.58	2.50	2.42	2.33	2.23
27	7.68	5.49	4.60	4.11	3.78	3.56	3.39	3.26	3.15	3.06	2.99	2.93	2.78	2.63	2.55	2.47	2.38	2.29	2.20
28	7.64	5.45	4.57	4.07	3.75	3.53	3.36	3.23	3.12	3.03	2.96	2.90	2.75	2.60	2.52	2.44	2.35	2.26	2.17
29	7.60	5.42	4.54	4.04	3.73	3.50	3.33	3.20	3.09	3.00	2.93	2.87	2.73	2.57	2.49	2.41	2.33	2.23	2.14
30	7.56	5.39	4.51	4.02	3.70	3.47	3.30	3.17	3.07	2.98	2.91	2.84	2.70	2.55	2.47	2.39	2.30	2.21	2.11
40	7.31	5.18	4.31	3.83	3.51	3.29	3.12	2.99	2.89	2.80	2.73	2.66	2.52	2.37	2.29	2.20	2.11	2.02	1.92
60	7.08	4.98	4.13	3.65	3.34	3.12	2.95	2.82	2.72	2.63	2.56	2.50	2.35	2.20	2.12	2.03	1.94	1.84	1.73
120	6.85	4.79	3.95	3.48	3.17	2.96	2.79	2.66	2.56	2.47	2.40	2.34	2.19	2.03	1.95	1.86	1.76	1.66	1.53

Para calcular el valor F en excel, se utiliza la función de la distribución F inversa

**=distr.f.inv(0.01; gl num; gl den)**